

Financial Disclosures

Consultant: Insmmed, Hill-Rom

Advisory Board: Insmmed, Hill-Rom

Clinical trial: Hill-Rom

2007 NTM guidelines

2 societies

American Thoracic Society

Infectious Disease Society of
America

2020 NTM guidelines

4 societies

American Thoracic Society

Infectious Disease Society of
America

European Respiratory Society

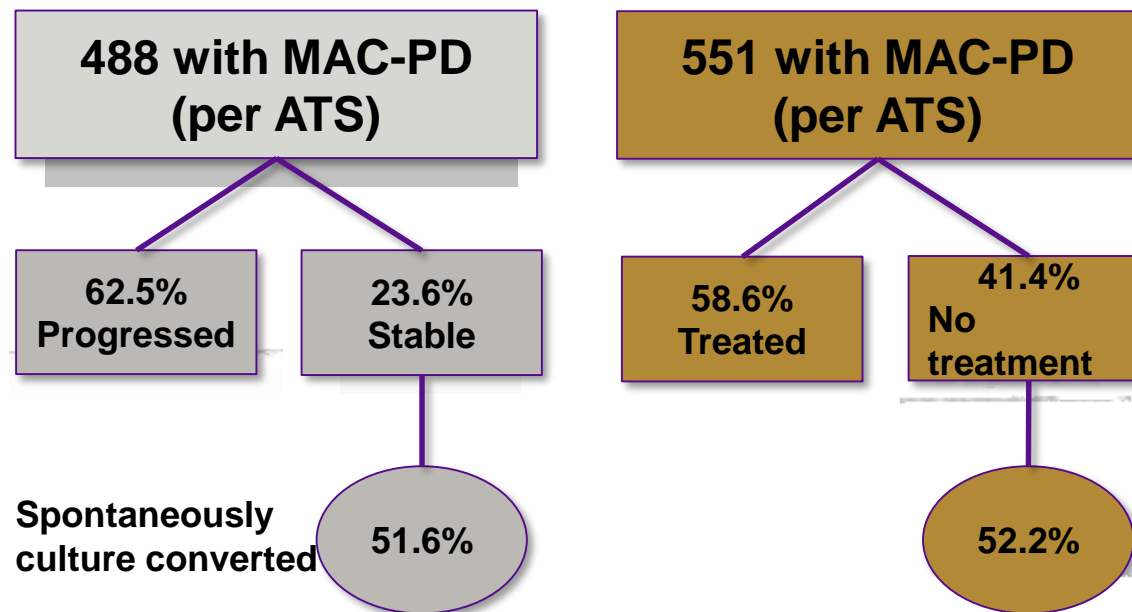
European Society of Clinical

Diagnostic criteria for NTM pulmonary disease

Treatment of NTM pulmonary disease

Progression of NTM Pulmonary Disease

In Those Who Meet ATS/IDSA Diagnostic Criteria



Hwang JA et al. *Eur Respir J.* 2017
Byoung SK et al. *Resp Med.* 2019

Who to Treat?

For patients with MAC or *m.abscessus*, we suggest susceptibility-based treatment for macrolides and amikacin (*conditional recommendation, very low certainty in estimates of effect*).



Treatment of macrolide-susceptible MAC

We recommend a 3-drug regimen that includes a macrolide over a 3-drug regimen without a macrolide (*strong recommendation, very low certainty in estimates of effect*).





Griffith DE et al. *Am J Respir Crit Care Med*. 2006
Jeong BH et al. *Am J Respir Crit Care Med*. 2015
Moon SM et al. *Eur Respir J*. 2016

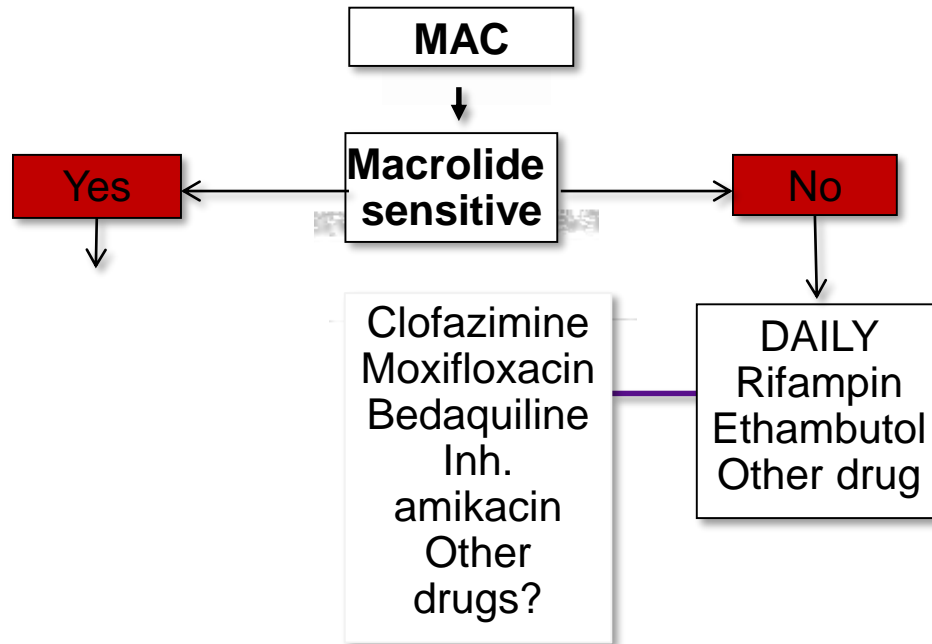
Wallace R et al. *Chest*. 2014
Koh WJ et al. *Eur Respir J*. 2017
Morimoto K et al. *Ann Am Thorac Soc*. 2016

Inhaled liposomal amikacin

In patients with newly diagnosed MAC pulmonary disease, we suggest neither inhaled amikacin (parental) nor amikacin liposome inhalation



Griffith et al, AM J Resp Crit Care Med, 2018



Add IV Amikacin

Major points

THANK YOU!

References

Daley et al. Treatment of nontuberculous mycobacterial pulmonary disease: an official ATS/ERS/ESCMID/IDSA clinical practice guideline. *Eur Respir J*. 2020 Jul 7;56(1):2000535. doi: 10.1183/13993003.00535-2020. Print 2020 Jul.

Griffith DE, et al. An official ATS/IDSA statement: diagnosis, treatment, and prevention of nontuberculous mycobacterial disease. *Am J Respir Crit Care Med*. 2007, Feb 15;175(4):367-416.

Griffith DE et al. Clinical and molecular analysis of macrolide resistance in *Mycobacterium avium* complex lung disease *Am J Respir Crit Care Med*. 2006;174:928-934.

Griffith DE et al. Amikacin Liposome Inhalation Suspension for Treatment-Refractory Lung Disease Caused by *Mycobacterium avium* Complex (CONVERT). A Prospective, Open-Label, Randomized Study. *AM J Resp Crit Care Med*. 2018 Dec 15;198(12):1559-1569.

Jeong BH et al. Intermittent antibiotic therapy for nodular bronchiectatic *Mycobacterium avium* complex lung disease *Am J Respir Crit Care Med*. 2015;191:96-103.

Koh WJ et al. Outcomes of *Mycobacterium avium* complex lung disease based on clinical phenotype. *Eur Respir J*. 2017;50.

Morimoto K et al. Macrolide-Resistant *Mycobacterium avium* Complex Lung Disease: Analysis of 102 Consecutive Cases. *Ann Am Thorac Soc*. 2016;11:1904

Wallace R et al. Macrolide/Azalide therapy for nodular/bronchiectatic mycobacterium avium complex lung disease. *Chest*. 2014;146:276-282.

Woods GL, et al. Performance standards for susceptibility testing of mycobacteria, nocardia ssp, and other aerobic actinomycetes. CLSI supplement M62.